






Useful Spelling Strategies

Word Painting

On a board or in an outside space, draw a word in chalk. Trace over it with a wet finger or brush.



- ◆ Look at the word Look 
- ◆ Say it out loud Say 
- ◆ Cover the word Cover 
- ◆ Visualise then write the word from memory Write 
- ◆ Check for accuracy. Check 

Musical Words

Make up a little rhyme. Rap or song to remember words or rules for tricky spellings.

For example,


Mrs C, Mrs O, Mrs L, Mrs O, Mrs U, Mrs R

Spells **Colour**

Spelling Flowers

Draw a flower, then write one letter from the spelling word in each petal. Colour in each petal.

Write the whole word in the centre of the flower!



Speed Write

Choose one of the words from the spelling list.

Set the timer!

How many times can you write it accurately in one minute?



Rainbow Words

Break the word down into syllables and write each part in a different colour.

For example im/poss/i/ble



Tell a story

Write a story using spellings on the list—write the spelling words in a new colour or fancy writing to make it stand out!

Spot the Word

Look to see if you can spot a smaller word inside the spelling word e.g.

Flower—low, flow

Bubble Writing

Write the word in bubble writing and write the word inside it again.

